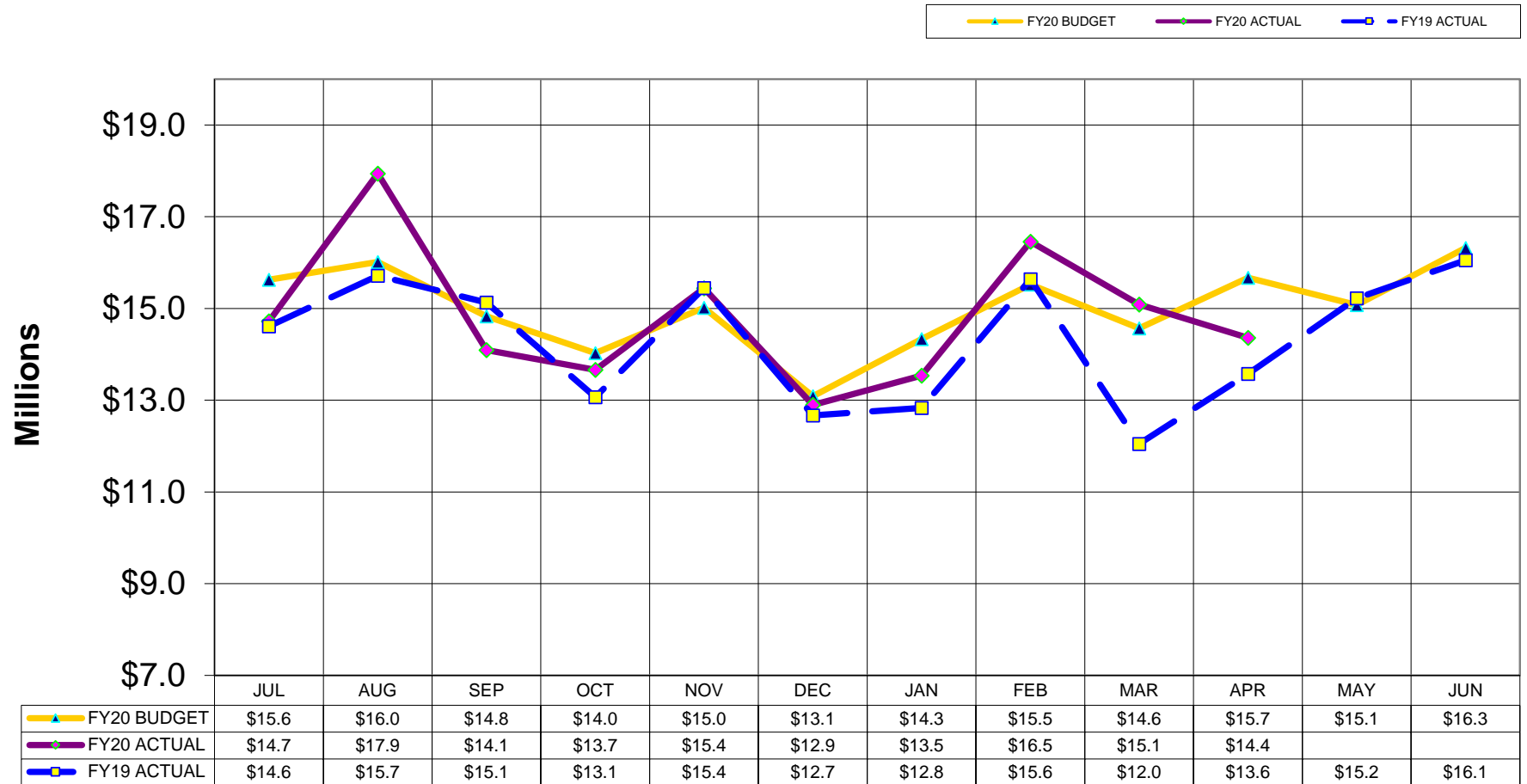


Monthly General Fund Vehicle License Tax Revenues Budget Vs. Actual



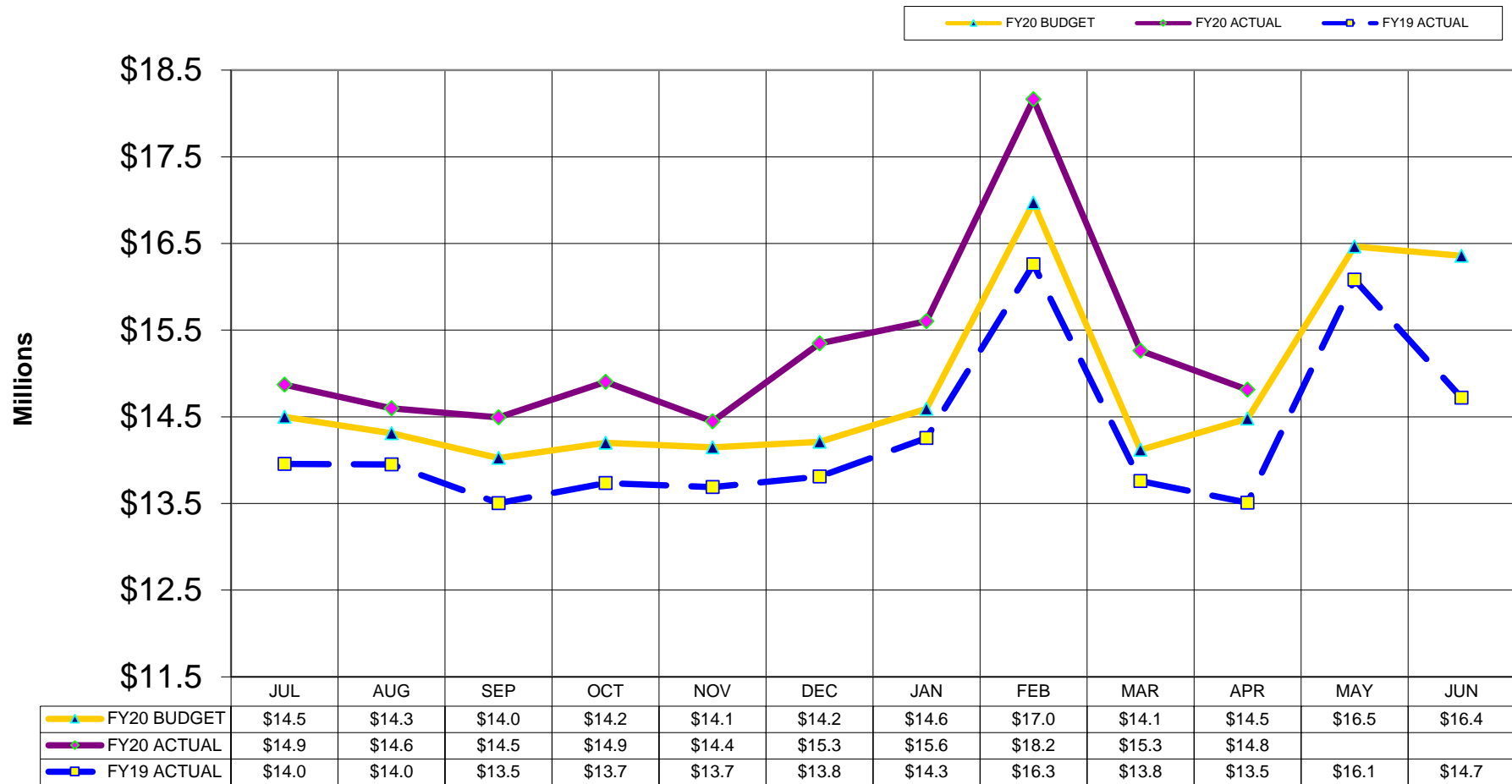
Tax is received by the County one month after it is collected at retail.
 Amounts are presented in the month when the cash payment is received (cash basis).

**MARICOPA COUNTY
JAIL TAX COLLECTIONS
FY 19-20**

ACTUAL FY 18-19		MONTHLY/YTD COLLECTIONS FY 19-20 & COMPARISON TO FY 18-19						YTD BUDGET TO ACTUAL FY 19-20				
A	B	C	D (C-A)/A	E	F(E-B)	G (F/B)	H	I (E)	J (I-H)	K (J/H)		
MONTH	YTD	(link) MONTH	% MTH	YTD	YTD VARIANCE	% YTD	BUDGET	ACTUAL	TOTAL VARIANCE	% YTD		
JUL	\$ 13,956,216	\$ 13,956,216		\$ 14,869,656	6.5%	\$ 14,869,656	\$ 913,440	6.5%	\$ 14,499,472	\$ 14,869,656	\$ 370,184	2.6%
AUG	\$ 13,951,501	\$ 27,907,717		\$ 14,597,645	4.6%	\$ 29,467,300	\$ 1,559,583	5.6%	\$ 28,809,231	\$ 29,467,300	\$ 658,069	2.3%
SEP	\$ 13,504,564	\$ 41,412,282		\$ 14,493,317	7.3%	\$ 43,960,617	\$ 2,548,335	6.2%	\$ 42,833,737	\$ 43,960,617	\$ 1,126,880	2.6%
OCT	\$ 13,734,332	\$ 55,146,614		\$ 14,903,738	8.5%	\$ 58,864,355	\$ 3,717,741	6.7%	\$ 57,034,100	\$ 58,864,355	\$ 1,830,255	3.2%
NOV	\$ 13,688,572	\$ 68,835,186		\$ 14,446,957	5.5%	\$ 73,311,312	\$ 4,476,126	6.5%	\$ 71,182,234	\$ 73,311,312	\$ 2,129,078	3.0%
DEC	\$ 13,812,416	\$ 82,647,603		\$ 15,347,387	11.1%	\$ 88,658,699	\$ 6,011,097	7.3%	\$ 85,394,010	\$ 88,658,699	\$ 3,264,689	3.8%
JAN	\$ 14,255,630	\$ 96,903,232		\$ 15,602,745	9.4%	\$ 104,261,444	\$ 7,358,212	7.6%	\$ 99,986,146	\$ 104,261,444	\$ 4,275,298	4.3%
FEB	\$ 16,259,829	\$ 113,163,062		\$ 18,163,437	11.7%	\$ 122,424,881	\$ 9,261,819	8.2%	\$ 116,956,178	\$ 122,424,881	\$ 5,468,703	4.7%
MAR	\$ 13,757,664	\$ 126,920,726		\$ 15,262,843	10.9%	\$ 137,687,724	\$ 10,766,999	8.5%	\$ 131,076,400	\$ 137,687,724	\$ 6,611,324	5.0%
APR	\$ 13,510,424	\$ 140,431,150		\$ 14,812,639	9.6%	\$ 152,500,363	\$ 12,069,213	8.6%	\$ 145,554,116	\$ 152,500,363	\$ 6,946,247	4.8%
MAY	\$ 16,080,320	\$ 156,511,470		\$ -		\$ -	\$ -		\$ 162,020,300	\$ -	\$ -	
JUN	\$ 14,718,489	\$ 171,229,959		\$ -		\$ -	\$ -		\$ 178,377,215	\$ -	\$ -	
<u>\$171,229,959</u>		<u>\$ 152,500,363</u>										

YTD (Year To Date)

Monthly Jail Tax Revenues Budget Vs. Actual



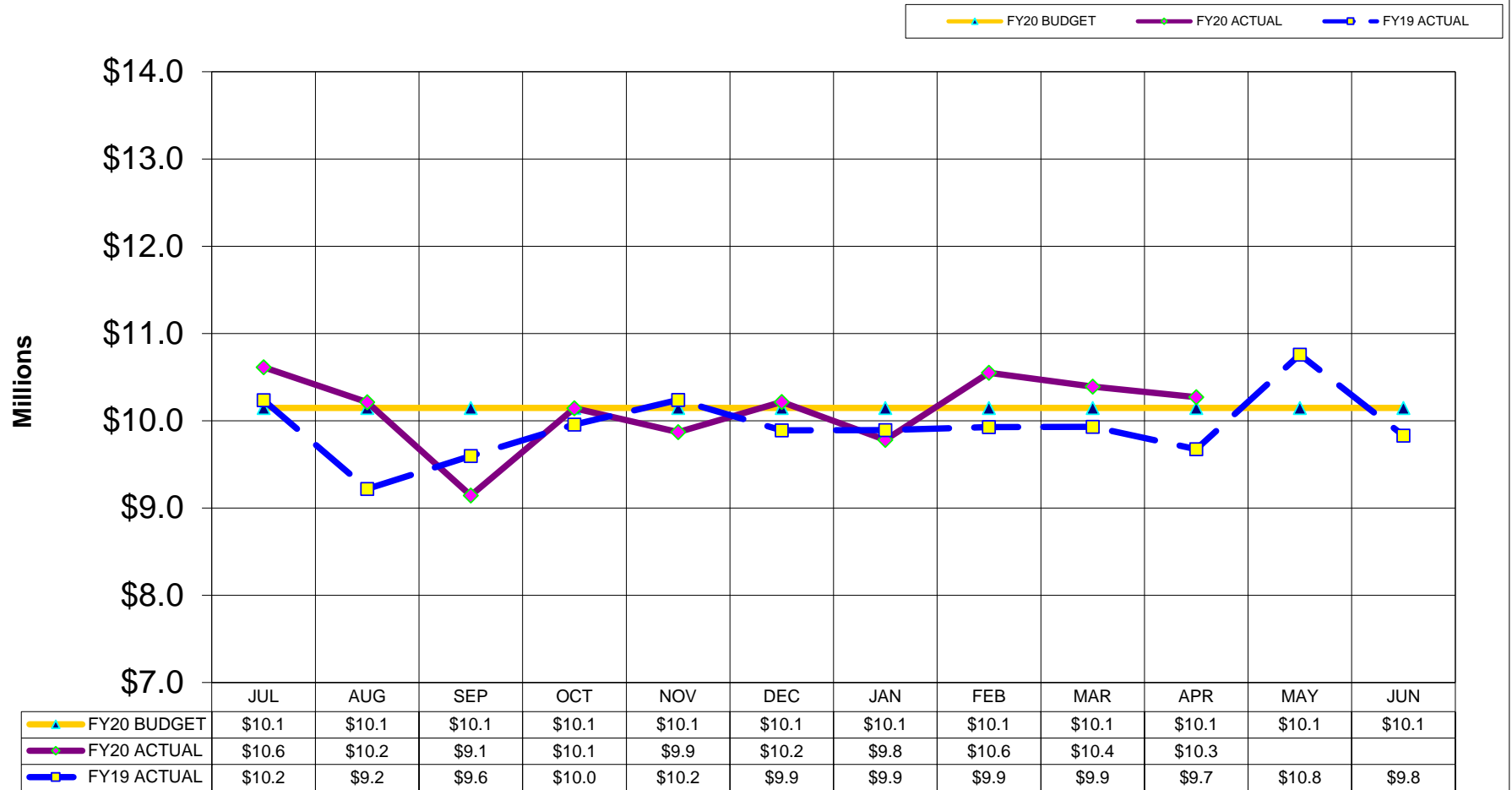
Tax is received by the County two months after it is collected at retail.
 Amounts are presented in the month when the cash payment is received (cash basis).

**MARICOPA COUNTY
TRANSPORTATION FUND - HIGHWAY URBAN REVENUE FUNDS (HURF) COLLECTIONS
FY 19-20**

ACTUAL FY 18-19		MONTHLY/YTD COLLECTIONS FY 19-20 & COMPARISON TO FY 18-19						YTD BUDGET TO ACTUAL FY 19-20				
A	B	C	D (C-A)/A	E	F(E-B)	G (F/B)	H	I (E)	J (I-H)	K (J/H)		
		(link)			YTD				TOTAL			
MONTH	YTD	MONTH	% MTH	YTD	VARIANCE	% YTD	BUDGET	ACTUAL	VARIANCE	% YTD		
JUL	\$ 10,234,575	\$ 10,234,575		\$ 10,613,677	3.7%	\$ 10,613,677	\$ 379,102	3.7%	\$ 10,146,867	\$ 10,613,677	\$ 466,810	4.6%
AUG	\$ 9,218,944	\$ 19,453,519		\$ 10,213,234	10.8%	\$ 20,826,911	\$ 1,373,391	7.1%	\$ 20,293,734	\$ 20,826,911	\$ 533,177	2.6%
SEP	\$ 9,596,151	\$ 29,049,670		\$ 9,143,265	-4.7%	\$ 29,970,176	\$ 920,506	3.2%	\$ 30,440,601	\$ 29,970,176	\$ (470,425)	-1.5%
OCT	\$ 9,956,168	\$ 39,005,838		\$ 10,142,964	1.9%	\$ 40,113,140	\$ 1,107,302	2.8%	\$ 40,587,468	\$ 40,113,140	\$ (474,328)	-1.2%
NOV	\$ 10,237,242	\$ 49,243,080		\$ 9,871,079	-3.6%	\$ 49,984,219	\$ 741,138	1.5%	\$ 50,734,335	\$ 49,984,219	\$ (750,116)	-1.5%
DEC	\$ 9,889,601	\$ 59,132,681		\$ 10,216,632	3.3%	\$ 60,200,851	\$ 1,068,170	1.8%	\$ 60,881,202	\$ 60,200,851	\$ (680,351)	-1.1%
JAN	\$ 9,891,565	\$ 69,024,246		\$ 9,779,860	-1.1%	\$ 69,980,711	\$ 956,465	1.4%	\$ 71,028,069	\$ 69,980,711	\$ (1,047,358)	-1.5%
FEB	\$ 9,926,309	\$ 78,950,555		\$ 10,550,350	6.3%	\$ 80,531,061	\$ 1,580,506	2.0%	\$ 81,174,936	\$ 80,531,061	\$ (643,875)	-0.8%
MAR	\$ 9,929,795	\$ 88,880,351		\$ 10,391,509	4.6%	\$ 90,922,570	\$ 2,042,220	2.3%	\$ 91,321,803	\$ 90,922,570	\$ (399,233)	-0.4%
APR	\$ 9,672,484	\$ 98,552,835		\$ 10,270,675	6.2%	\$ 101,193,246	\$ 2,640,411	2.7%	\$ 101,468,670	\$ 101,193,246	\$ (275,424)	-0.3%
MAY	\$ 10,757,993	\$ 109,310,828		\$ -		\$ -	\$ -		\$ 111,615,537	\$ -	\$ -	
JUN	\$ 9,830,219	\$ 119,141,047		\$ -		\$ -	\$ -		\$ 121,762,408	\$ -	\$ -	
\$ 119,141,047		\$ 101,193,246										

YTD (Year To Date)

Monthly Transportation Fund HURF Revenues Budget Vs. Actual



Amounts are presented in the month when the cash payment is received (cash basis).