

LAW OFFICE OF THE PUBLIC DEFENDER



Delivering America's Promise of Justice for All

2004-2005

ANNUAL REPORT



M A R I C O P A C O U N T Y

CONTENTS

FY05 Annual Report

purpose and goals	3
improvement initiatives	4
training and diversity	6
organizational chart	10
budget and mfr	12
statistical abstracts	14

The mission of the Office of the Public Defender is to provide quality legal representation to indigent individuals assigned to us by the court, thus safeguarding the fundamental legal rights of each member of the community.

GOALS

FY05 Annual Report

The Maricopa County Public Defender's Office provides tremendous value to the community by serving an important public safety function. By seeking effective dispositions and addressing the underlying problems that contribute to their criminal behavior, MCPD gives clients their best chance to become productive and law-abiding individuals. Our goals are:

To protect the rights of our clients, to guarantee that clients receive equal protection under the law, regardless of race, creed, national origin or socioeconomic status, and to ensure that all ethical and constitutional responsibilities and mandates are fulfilled.

To obtain and promote dispositions that are effective in reducing recidivism, improving clients' well-being, and enhancing quality of life for all.

To work in partnership with other agencies to improve access to justice, develop rational justice system policies, and maintain appropriate caseload and performance standards.

To enhance the professionalism and productivity of all staff.

To perform our obligations in a fiscally responsible manner including maintaining cost effectiveness by limiting the percentage of increase in the annual cost per case to no more than the percentage of increase in the overall annual funding of the County's criminal justice group.



defend

protect

enhance

promote

improve

ensure

partner

respond

produce

resolve

achieve

represent

lead

Page 3

IMPROVEMENT INITIATIVES

Advocacy for system wide and internal process improvements are part of our ongoing commitment as members of the criminal justice system. The Office took a leading role in several criminal justice system improvement initiatives this year. Through a variety of opportunities, efforts were made to enhance services and processes. What follows are snapshots of some of our efforts.

Homeless Court

We are particularly proud of our efforts towards establishing a Homeless Court in Phoenix. A homeless court is a special court session held periodically at local shelters that offers homeless individuals an opportunity to resolve outstanding misdemeanor criminal cases, thus eliminating significant barriers to successful reintegration into the community. The project is a partnership between the court, prosecutor, public defender, and local shelters and service agencies.

Intervention for the Seriously Mentally Ill

The Office participated in Supervisor Don Stapley's Commission on Justice System Intervention for the Seriously Mentally Ill. The commission is exploring alternative approaches for working with mentally ill individuals who come into contact with the criminal justice system.

Teen Courts

We staffed teen courts in Tempe, Chandler, Fountain Hills, Glendale and Gilbert. These courts are proving very effective in positively impacting teenage offenders and keeping them out of the juvenile justice system.

Project Restore

Staff assisted members of our community, especially the children, by restoring their rights through participation in Project Restore. This project is a collaborative effort with the Supreme Court Commission on Minorities, the Arizona Building Blocks Initiative, the Maricopa County Attorney's Office, the Clerk of the Maricopa County Superior Court, and others.

Community Speaking Engagements

We continued to educate the citizens of our community by having our attorneys participate in Cop Watch and speaking at schools (elementary - high school). In addition, attorneys participated in several "Know Your Rights" forums, two at Arizona State University and one at the Mesa Public Library. The forums are open to the public. Members of the community are provided general information about their rights, including how to assert them.



Juvenile Diversion

Staff continued to work with the Probation Department, the Juvenile Division of Superior Court and the County Attorney to resolve juvenile matters without the need of court intervention by providing advice to children who request it at the diversion level.

E-Filing

The Office is working with the Clerk of the Superior Court to more widely implement its E-filing project. We have trained attorneys and staff from our Vehicular Group and Trial Group D to use E-Filing as a pilot project, and plan to set up training on how to use E-Filing for our other trial groups next year.

Indigent Representation Information System

The Indigent Representation Information System (IRIS) is a major project in which our office is adapting the County Attorney's case management system to replace our antiquated system (CRMS) and to take full advantage of the efficiencies being created by the County's Integrated Criminal Justice Information System (ICJIS). It is expected that IRIS will go live early next fiscal year for all Trial Division staff. Over 750,000 records from CRMS will be converted to

the new IRIS database. Included in IRIS are the Assigned Attorney and Scheduled Court Event data feeds, a Spangenberg case weighting feature and Outlook calendaring of court events. A comprehensive IRIS training program is in development and will be delivered to Trial Division staff. IRIS will be deployed to a platform that includes 24 hour a day, 7 day per week application delivery.

We established a fully redundant/fault tolerant hardware and network infrastructure to support the IRIS application. This will ensure that system failures due to server problems will not cause more than a ten minute window of downtime. This infrastructure also provides a standard platform for all four IR departments as they come online with IRIS. This promotes the use of a standard reporting process that will ensure that County management receives statistics that are calculated in a consistent manner between IR departments.

TRAINING ACTIVITIES

The Office remains committed to operating one of the premier defender training programs in the country. Operating funds for the program are generated entirely from monies collected through an assessment imposed on people who pay court-ordered fees and, therefore, the program creates no tax burden on Maricopa County taxpayers. Substantive, job-specific educational opportunities are afforded to staff using training funds. Training of the quality offered enhances employees' skills to perform their responsibilities and provides staff with needed tools to carry out their duties.

This year, the Office sponsored a statewide seminar on DNA and related scientific issues. DNA has become an integral part of all areas of public defender representation. Consequently, training in the fundamentals of DNA scientific principles is crucial to quality representation. In addition, the Office sponsored a seminar on jury selection, an important element for providing quality representation. Ira Mecklenburg, a nationally known trainer, conducted the all-day seminar.

In conjunction with the Federal Public Defenders' Habeas Division, the Office sponsored a two-day death penalty seminar in December. The seminar is crucial to lawyers representing clients in death

penalty litigation. The Arizona Supreme Court and the Arizona Rules of Criminal Procedure require all lawyers involved in death penalty litigation to receive a minimum of six credit hours of continuing legal education. Without this seminar, many capital case litigators in Arizona would struggle to meet the guidelines for representing clients facing the death penalty.

In March, we completed the Eighth Anniversary of the Office's Trial Skills College. The college stressed cross-examination skills, openings, jury communication skills and evidentiary objections. An added focus of the program this year was voir dire (jury selection questioning). Because the cost of facilities arranged through Arizona State University are minimal, the Office was able to engage instructors with national reputations. Terence McCarthy, a nationally recognized expert on cross-examination, taught impeachment and cross-examination. Additionally, Professor Sunwolf, an attorney and a national speaker on jury communications, presented classes on storytelling and jury impact. Remaining faculty were highly regarded trial attorneys from the Office and other county public defense agencies.



FY05 Annual Report

For the first time in many years, the Office sponsored a Spanish immersion course. Maria Jesus Camara, a resident of Burgos, Spain, volunteered her time to provide instruction in Spanish to the Maricopa County Public Defender employees. The Office's Administrator Diane Terribile and Diversity Coordinator Norma Munoz organized and facilitated the training. This course was designed to introduce and teach basic Spanish to beginners. The goal was to provide an instructional and

functional approach to the various needs of employees who want to communicate briefly with a Spanish-speaker in person or on the telephone. Participants took part in listening and speaking competencies, learning how to respond to simple questions and how to exchange key information such as name, date of birth, address, and telephone numbers. There were eight total sessions, two per week, for four weeks. Fifteen employees attended.



Back row from Left to Right: Elmer Parker, Daniela Brokl, Alicia Maher, Michael Baker, Victoria Washington, Susan Corey
Front row from Left to Right: Maria Camara (Instructor), Alan Tavassoli, Jennifer Willmott, Kristi Adams, Diane Terribile (Administrator)

TRAINING ACTIVITIES

New Attorney Training continues to be one of the focal points of providing CLE and other training office-wide. The MCPD continues to receive recognition for the quality of our program. Five other public defender offices including Yavapai, Coconino, Mohave and Pima County have sent new attorneys to our program and an administrator from one of these other offices described the Office's training program as the "gold standard" of new attorney training in Arizona. This fiscal year, the Office conducted five separate new attorney training sessions. Approximately forty-two attorneys participated in our intensive, multi-week training

program. In addition, the Office conducted four new employee orientation sessions for support personnel. Twenty-five new employees went through the four-day program. At the same time, we provided training to sixteen attorneys and four staff from other criminal justice offices.

The Office maintains our commitment to encouraging employees and other criminal defense practitioners to better themselves by taking part not only in educational opportunities offered by the Office, but by affording staff opportunities to attend outside training. Because

Title of Conference/Training	Date(s)	Topic	# of attendees
Brush Fires v Forest Fires: Brown Bag	July 12, 2004	Typology of male adolescent sex offenders	31
The ABC's of DNA	July 16, 2004	Overview of the use of DNA forensic evidence	62
Dealing w/the Language Barrier: Brown Bag	August 5, 2004	Speaking to the Spanish-speaking client through an interpreter	13
Work Furlough/Work Release & Reach Out Programs	Sept. 28, 2004	Overview of the different jail programs	20
Death Penalty 2004	Dec. 2 & 3, 2004	Mitigation and litigation of capital cases	340
Voir Dire Trial Skills	February 4, 2005	Jury selection questioning techniques	65
2005 Trial Skills College	March 16-18, 2005	Storytelling and cross-examination skills enhancement	45
Interstate Compact: Brown Bag	March 21, 1005	The latest information and procedures from the probation department	16
Gambling Addictions & Treatments: Brown Bag	April 8, 2005	The process of treatment and addiction problems	17
Living Wills: Brown Bag	June 3, 2005	Step-by-step instructions on writing your own living will	38
APDA: 3 rd Annual Conference	June 22-24, 2005	Various criminal defense and management related topics	906

* Denotes that the Office co-sponsored the event with another organization.



staff development is considered a critical component of our training efforts, the Office sponsored (or co-sponsored) eleven training events this year. During the year, staff participated in several training sessions and cultural experiences (see table). We recorded 1,553 attendees to the seminars listed. In addition, ninety-three employees registered for training classes offered by County Staff Development and another ten employees took advantage of the County's tuition reimbursement benefit.

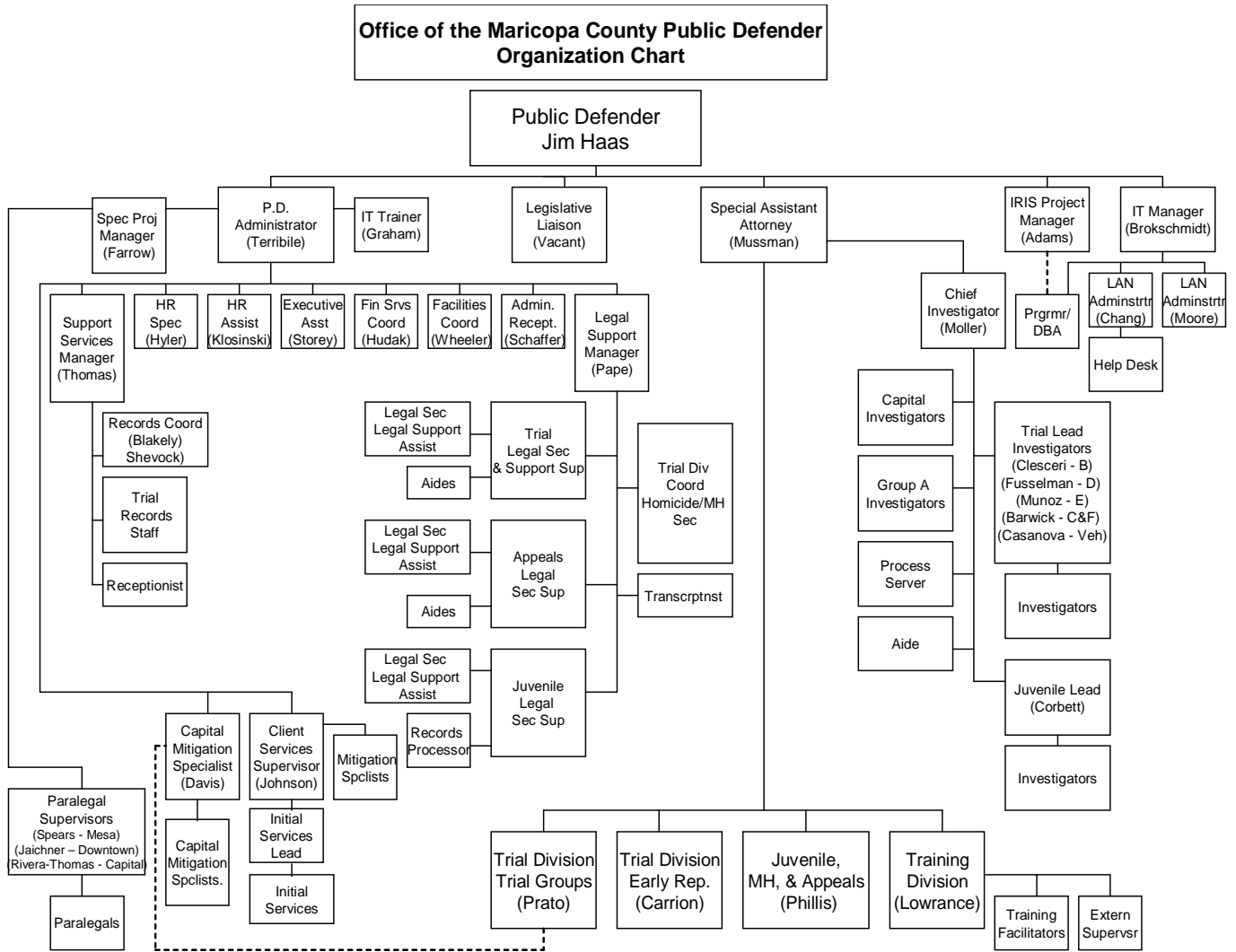
The Public Defender Training Fund also provided more than ninety opportunities for staff to receive training sponsored by organizations other than the County. Employees benefiting from these opportunities included attorneys, paralegals, mitigation specialists, investigators, secretaries and other support/administrative staff. Of these opportunities, twenty-six required out-of-state travel and seven required in-state travel, for which arrangements and travel expenditures are closely monitored.

Diversity Initiatives

The diversity strategy of the Public Defender's Office is to create an atmosphere that encourages hiring, retaining, and managing a diverse workforce, while promoting a workplace that is free from intolerance and discrimination. Diversity initiatives and cultural experiences are viewed as opportunities to encourage open thinking and allow staff to make a difference in the workplace. This year, the Office's Training Facilitator, Norma Munoz, was selected to serve as the Office's Diversity Facilitator. In that role, Ms. Munoz promotes events that foster culture diversity and enhance cultural experiences for staff of the Public Defender's Office. As part of the Office's diversity efforts, staff participated in the Maricopa County African American and Hispanic Networks while also benefiting from the following opportunities this year:

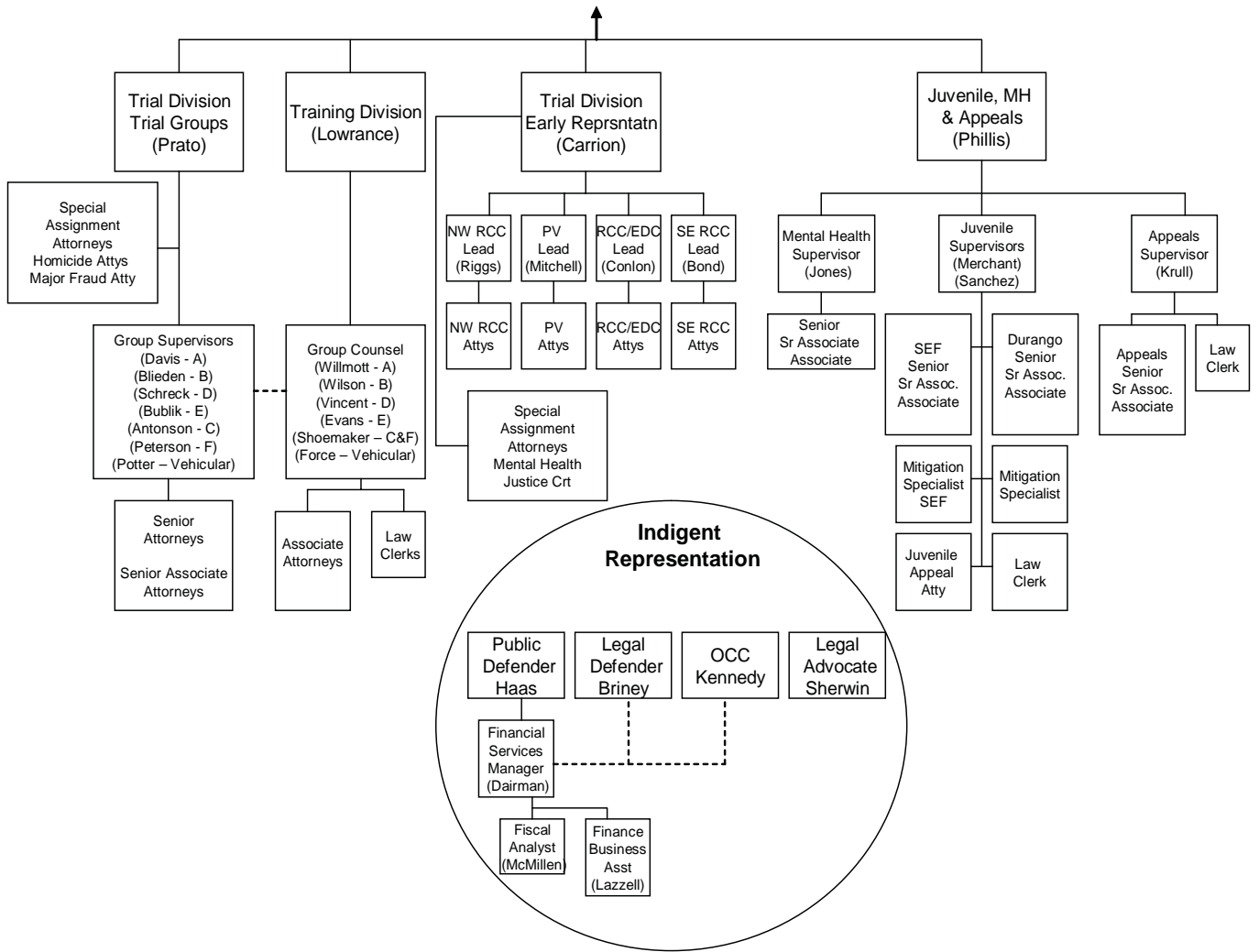
- Organizational Values: Valuing Diversity Training
- What is the Difference Between S.M.I. and General Mental Health Status
- Civil Rights History Celebration
- The Fourth Annual Cesar Chavez Day Luncheon
- APDA Conference (AZ Recognition of Racial Profiling, Women Offenders and Reintegration Issues, Personality Styles in the Workplace, Jurisdictional Issues in Indian Country, Availability and Utilization of Interpreters, Transcribers and Translators)

ORGANIZATIONAL CHART





FY05 Annual Report



BUDGET ABSTRACT

MARICOPA COUNTY PUBLIC DEFENDER'S OFFICE BUDGET 7/1/04 THROUGH 6/30/05

ACCOUNT	EXPENDITURES
SALARIES & BENEFITS	\$27,562,717.17
GENERAL SUPPLIES	\$552,051.02
FUEL	\$38,476.36
NON-CAPITAL EQUIPMENT	\$73,805.43
LEGAL SERVICES	\$1,730,663.34
HEALTH CARE SERVICES	\$900.00
OTHER SERVICES	\$242,329.48
OPERATING LEASES AND RENTS	\$1,956,305.51
REPAIRS AND MAINTENANCE	\$66,274.48
INTERNAL SERVICE CHARGES	\$106,694.03
TRAVEL AND EDUCATION	\$300,343.64
POSTAGE/FREIGHT/SHIPPING	\$42,840.52
INTEREST EXPENSE (FTG Special Revenue Fund)	(\$21.44)
CAPITAL EQUIPMENT	\$165,008.63
VEHICLES	\$12,271.92
DEBT SERVICES (Technology Financing)	\$211,244.57
TOTAL EXPENDITURES	\$33,061,884.69

APPROPRIATIONS	AMOUNT
GENERAL FUNDS	\$30,914,581
TRAINING SPECIAL REVENUE FUND	\$413,751
FILL THE GAP SPECIAL REVENUE FUND	\$1,784,130
DEA GRANT	\$401,666
TOTAL APPROPRIATIONS	\$33,514,128.00



Budgeting and Managing for Results

Maricopa County began to implement Managing for Results (MfR) - a fully integrated management system focused on results - by encouraging departments to develop departmental strategic plans in 2000. By the fall of 2001, the Public Defender's Office completed our first strategic planning document. The Office began reporting performance measurement data along with commentary on a quarterly basis. During the FY03 budget preparation process, the Office allocated the recommended budget by programs and activities within the departmental strategic plan, setting the stage for Budgeting for Results (BfR) in future years.

Since then, MfR and BfR have become fully-integrated ways of doing business for the Public Defender's Office. In developing the FY05 budget, "Budgeting for Results Forms" were prepared for each of the various activities performed by the Office. The documents included case assignment, case resolution, expenses, and attorney workload figures (% over caseload standard). Both projections and historical actuals were included for each of those figures. The resulting worksheets were utilized significantly by the County Office of Management and Budget to establish the Office's budget.

Throughout the year, case and budget projections were reported in the MfR and BfR structure. Collection, reporting, and analysis of that data allowed for better communication with County Management by allowing expenses to be put in context with the cost-drivers (i.e., cases). In addition, all requests for additional funding included "Budgeting for Results Forms" that detail out how the funding impact cases accepted, cases closed, and attorney workload.

The Office strives to maintain strategic fitness by ensuring that goal and issue statements are complete and up-to-date, that performance measures are complete and timely, and that progress on strategic goals is reported quarterly. For efforts during FY05, the Office was recognized with an honorable mention for the County's Strategic Fitness Award.

STATISTICAL ABSTRACT TABLE/CHART	PAGE
All Divisions	
▪ ACTIVITY AND PROGRAM ALLOCATIONS BASED ON CASE ASSIGNMENTS	<i>Page 16</i>
▪ DIVISION TOTALS NEEDED V. FILLED AND FUNDED ATTORNEY POSITIONS	<i>Page 17</i>
Case Assignment History	
▪ HISTORY OF CASES ASSIGNED BY SPANGENBURG CATEGORIES	<i>Page 18</i>
Case Assignments by Division	
▪ TRIAL DIVISION TOTAL	<i>Page 19</i>
▪ JUVENILE DIVISION TOTAL	<i>Page 19</i>
▪ APPEALS DIVISION TOTAL	<i>Page 19</i>
▪ MENTAL HEALTH TOTAL	<i>Page 19</i>
Case Assignments by Case Type	
▪ CAPITAL	<i>Page 20</i>
▪ ALL OTHER HOMICIDE	<i>Page 20</i>
▪ CLASS 2-3 FELONY	<i>Page 20</i>
▪ DUI	<i>Page 20</i>
▪ CLASS 4-6 FELONY	<i>Page 20</i>
▪ VIOLATION OF PROBATION	<i>Page 20</i>
▪ MISDEMEANOR	<i>Page 21</i>
▪ MENTAL HEALTH	<i>Page 21</i>
▪ JUVENILE FELONY LEVEL DELINQUENCY	<i>Page 21</i>
▪ JUVENILE MISDEMEANOR LEVEL DELINQUENCY AND INCORRIGIBILITY	<i>Page 21</i>
▪ JUVENILE VIOLATION OF PROBATION	<i>Page 21</i>
▪ APPEALS (INCLUDES CAPITAL)	<i>Page 22</i>
▪ PLEA PCR (APPEAL PCR)	<i>Page 22</i>
▪ TRIAL PCR (PCR)	<i>Page 22</i>
▪ JUVENILE APPEALS	<i>Page 22</i>



Case Resolutions History

- HISTORY OF CASES RESOLVED BY SPANGENBURG CATEGORIES *Page 23*

Case Resolutions by Division

- TRIAL DIVISION TOTAL *Page 24*
- JUVENILE DIVISION TOTAL *Page 24*
- APPEALS DIVISION TOTAL *Page 24*
- MENTAL HEALTH TOTAL *Page 24*

Case Resolutions by Case Type

- CAPITAL *Page 25*
- ALL OTHER HOMICIDE *Page 25*
- CLASS 2-3 FELONY *Page 25*
- DUI *Page 25*
- CLASS 4-6 FELONY *Page 25*
- VIOLATION OF PROBATION *Page 25*
- MISDEMEANOR *Page 26*
- MENTAL HEALTH *Page 26*
- JUVENILE FELONY LEVEL DELINQUENCY *Page 26*
- JUVENILE MISDEMEANOR LEVEL DELINQUENCY AND INCORRIGIBILITY *Page 26*
- JUVENILE VIOLATION OF PROBATION *Page 26*
- APPEALS (INCLUDES CAPITAL) *Page 27*
- PLEA PCR *Page 27*
- TRIAL PCR *Page 27*
- JUVENILE APPEALS *Page 27*

ALL DIVISIONS

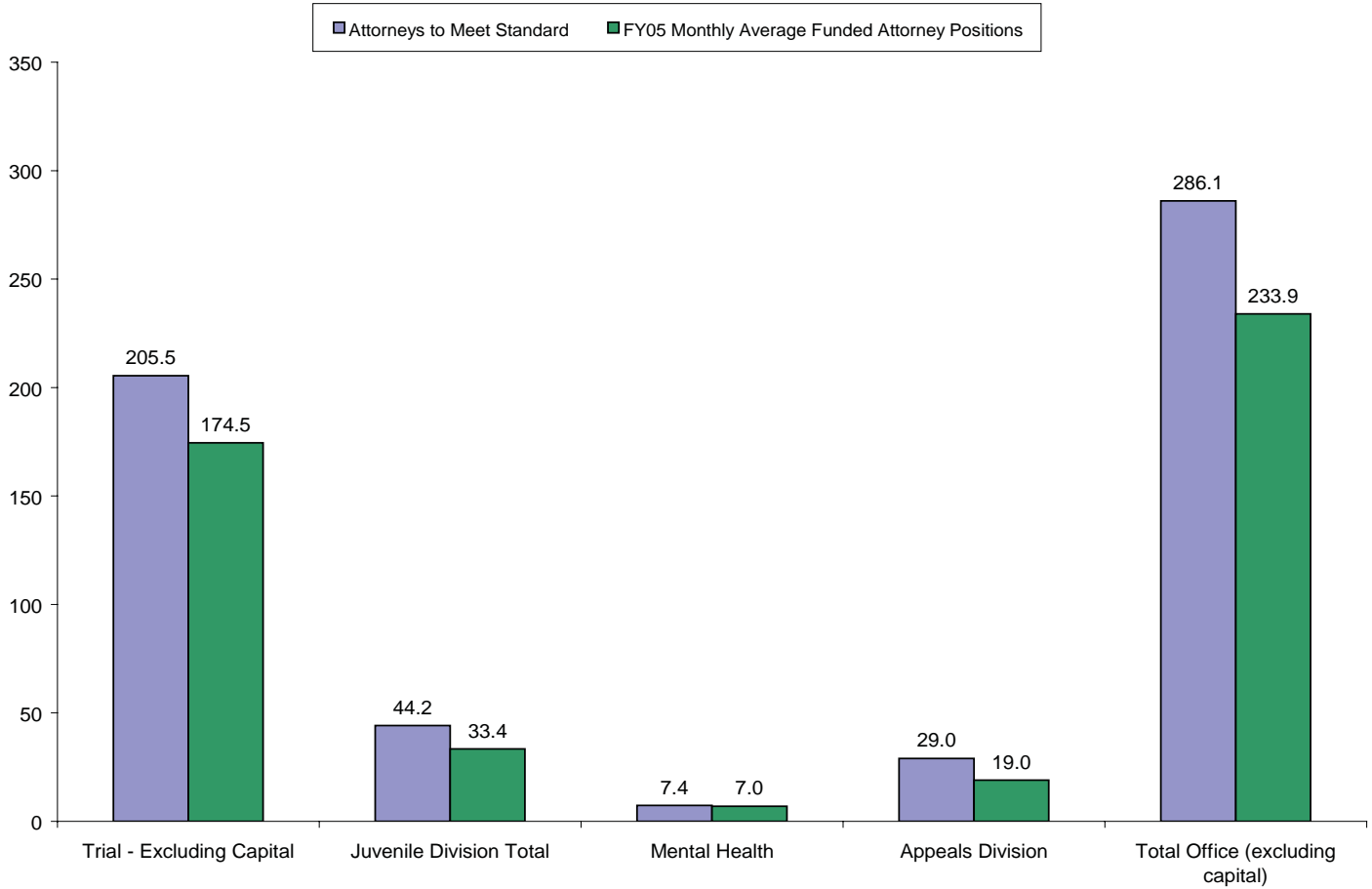
Activity and Program Allocations Based on Case Assignments			
July 1, 2004 - June 30, 2005			
Case Type	FY05	Standard	Attorneys to Meet Standard
Capital	5	2.1	2.4
All other Homicide	109	11.4	9.6
Class 2-3 Felony	5,488	70.0	78.4
<i>Class 2 & 3 in RCC/EDC</i>	207	184.3	1.1
<i>Class 2 & 3 not RCC/EDC</i>	5,281	65.5	80.6
DUI	2,438	187.2	13.0
<i>DUI in RCC/EDC</i>	145	432.0	0.3
<i>DUI not RCC/EDC</i>	2,293	129.0	17.8
Class 4-6 Felony	15,421	313.8	49.1
<i>Class 4-6 Felony in RCC/EDC</i>	7,520	532.6	14.1
<i>Class 4-6 Felony not RCC/EDC</i>	7,901	152.6	51.8
Violation of Probation	17,765	1004.0	17.7
Misdemeanor	5,089	407.6	12.5
Trial Division Total	46,315	N/A	182.7
Juvenile Felony	3,072	144.9	21.2
Juvenile Misdemeanor and Incurability	4,686	278.6	16.8
Juvenile Violation of Probation	2,221	360.1	6.2
Juvenile Division Total	9,979	N/A	44.2
Mental Health	2,054	278.6	7.4
Non-Capital Appeals	348	24.0	0.0
Capital Appeals	2	2.0	1.0
Plea PCR (Appeal/PCR)	844	240.0	3.5
Trial PCR (PCR)	145	18.0	8.1
Juvenile Appeal	70	36.0	1.9
Appeals Division Total	1,409	294.0	14.5
Total of Above	59,757	N/A	248.8

Standard column represents the finding of the Spangenburg Case Weighting Study conducted in 2003. This number indicates the workload standards by case category, or the annual average caseload for one full time staff attorney in Maricopa County assuming the attorney handled only the number of cases in each individual category. The standard is calculated by dividing the average FTE attorney by case type standard.



ALL DIVISIONS

Division Totals Needed Vs. Funded Attorney Positions



The capital caseload standard used herein is not based on empirical data, because the number of resolutions of capital cases that occurred during the case weighting study was too small to be considered statistically significant. The standard used here is based on the opinions of capital attorneys, who considered the question prior to *Ring v. Arizona*. It has become evident that the capital caseload standard is too high in light of changes brought about by the *Ring* case. This results in misleading staffing needs data. For this reason, capital cases and capital attorneys have been excluded from the trial division data to allow us to depict the remaining case types without skewed data. Beginning in the second quarter of FY06, the Public Defender's Office began having capital attorneys track their time. The intention is to obtain the data needed to develop an updated standard. Because of the long duration of capital cases, there might be sufficient data by the end of FY07 to yield a new statistically-sound standard. Until then, trial division data will be represented without capital cases or capital attorneys.

Case Assignment History

History of Cases Assigned by Spangenburg Categories FY01-FY05 Cases Assigned					
Case Type	FY01	FY02	FY03	FY04	FY05
Capital ²	Unkn	Unkn	12	12	5
All other Homicide	122	143	115	143	109
Class 2-3 Felony	5,695	5,875	6,017	5,859	5,488
Class 2-3 Felony - RCC/EDC	Unkn	Unkn	Unkn	258	207
Class 2-3 Felony - Non RCC/EDC	Unkn	Unkn	Unkn	5,601	5,281
DUI	2,238	2,513	2,736	2,816	2,438
DUI - RCC/EDC	Unkn	Unkn	Unkn	136	145
DUI - Non RCC/EDC	Unkn	Unkn	Unkn	2,680	2,293
Class 4-6 Felony	11,118	11,965	15,221	15,891	15,421
Class 4, 5, & 6 Felony - RCC/EDC	Unkn	Unkn	Unkn	7,396	7,520
Class 4, 5, & 6 Felony - Non RCC/EDC	Unkn	Unkn	Unkn	8,495	7,901
Violation of Probation	13,294	14,934	14,951	16,104	17,765
Misdemeanor	4,170	5,177	4,906	5,168	5,089
Trial Division Total	36,637	40,607	43,958	45,993	46,315
Juvenile Felony Level Delinquency	3,013	2,936	2,812	3,003	3,072
Juvenile Misd. Level Delinquency & Incurability	4,435	4,054	3,907	4,961	4,686
Juvenile Violation of Probation ³	2,773	2,718	2,717	2,384	2,221
Juvenile Division Total	10,221	9,708	9,436	10,348	9,979
Mental Health Total	1,690	1,772	2,164	2,203	2,054
Appeals (includes Capital)	489	448	450	316	350
Plea PCR (Appeal PCR)	770	1,251	1,269	958	844
Trial PCR (PCR)	266	256	269	185	145
Juvenile Appeal	127	86	67	82	70
Appeals Division Total	1,652	2,041	2,055	1,541	1,409
Total of Above	50,200	54,128	57,613	60,085	59,757

¹ Calculated as total cases opened during the time period, minus cases closed during the time period with the following dispositions: no complaint, administrative transfer, and workload withdrawal cases).

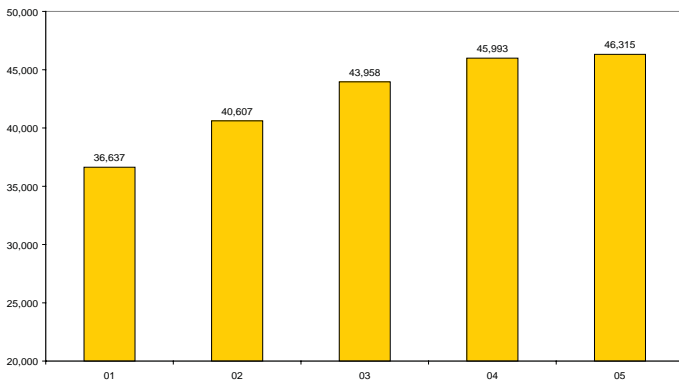
² Until FY03, Capital cases were not tracked separately from other Murder 1 Cases.

³ Juvenile violation of probation information is not available for dispositions of conflict withdrawal or retention of private counsel for FY01. It is estimated, the missing data would result in approximately 83 cases (3% of total opened). That number has been used to "normalize" the data for comparative purposes.

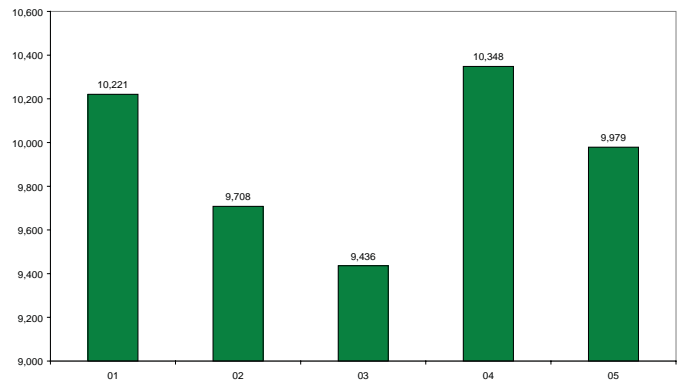


Case Assignments by Division

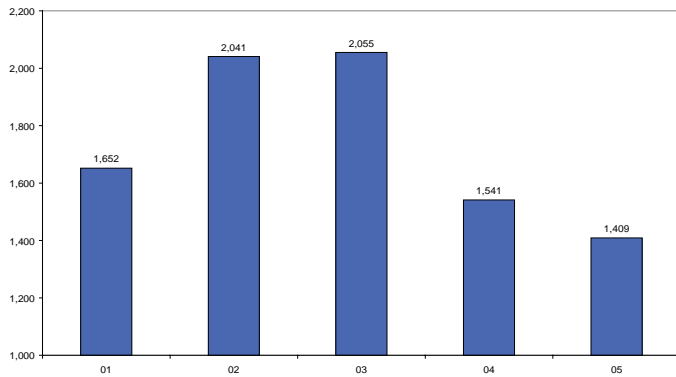
Trial Division Total



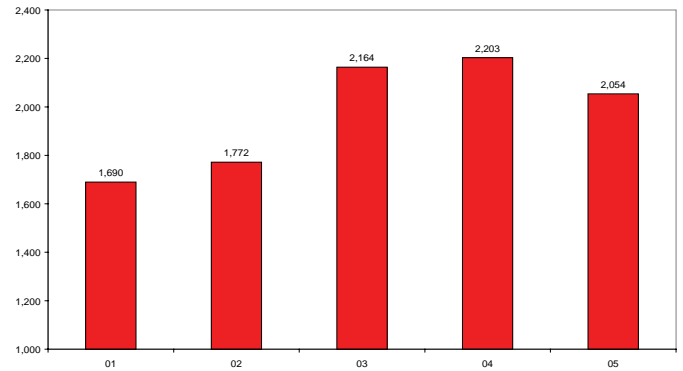
Juvenile Division Total



Appeals Division Total



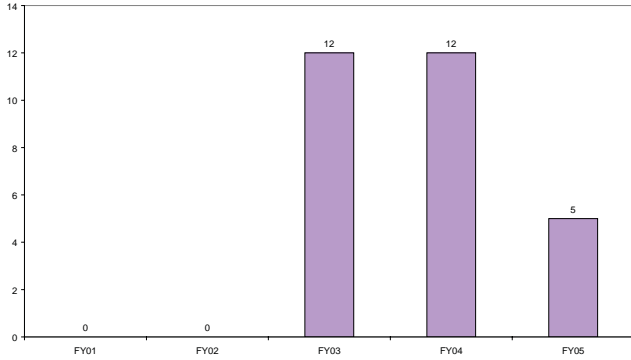
Mental Health Total



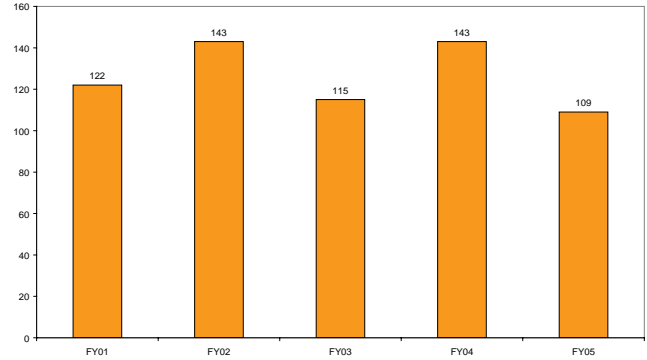
Case assignments are calculated as total cases opened during the time period, minus cases closed during the time period with the following dispositions: no complaint, administrative transfer, and workload withdrawal cases).

Case Assignments by Case Type

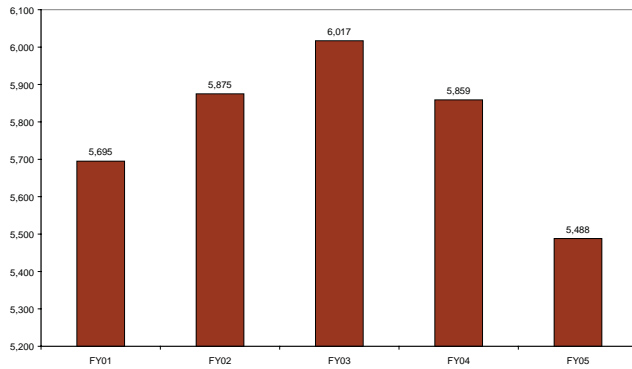
Capital



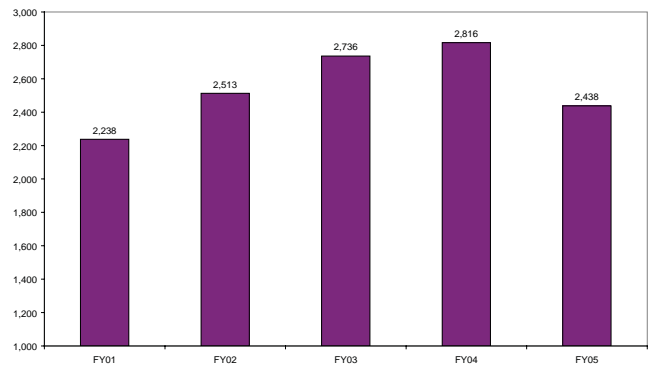
All Other Homicide



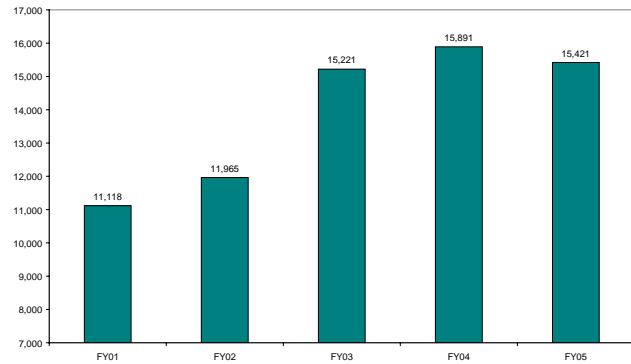
Class 2-3 Felony



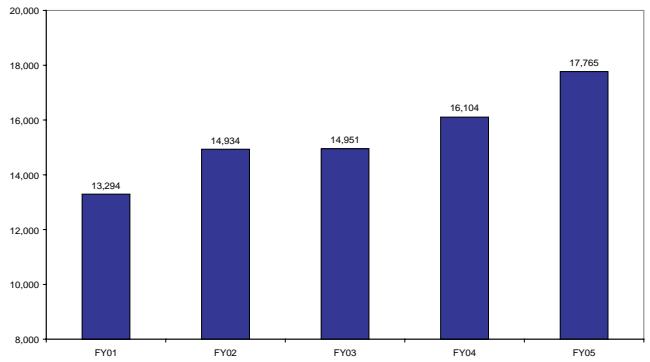
DUI



Class 4-6 Felony



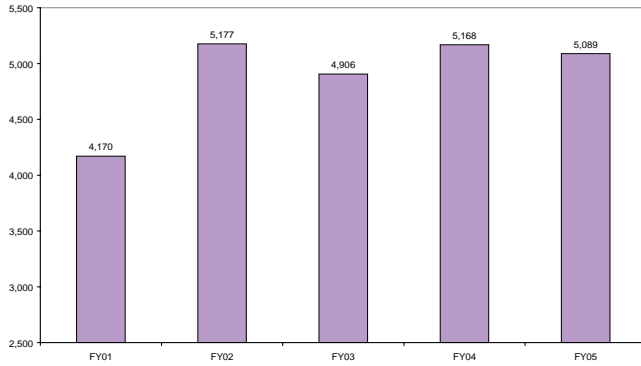
Violation of Probation



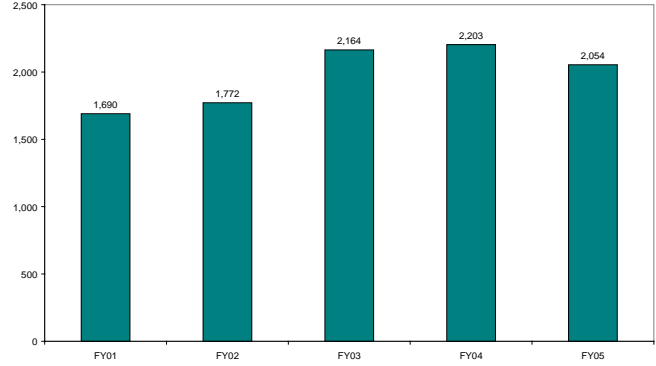


Case Assignments by Case Type

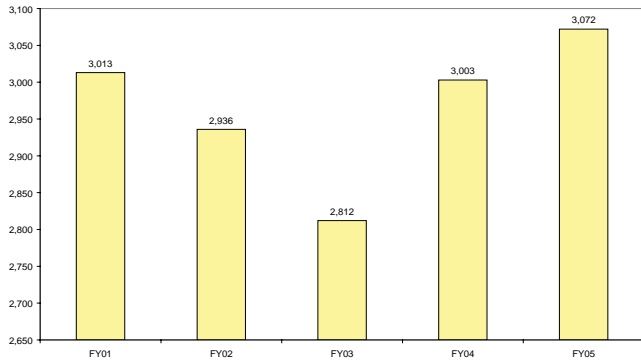
Misdemeanor



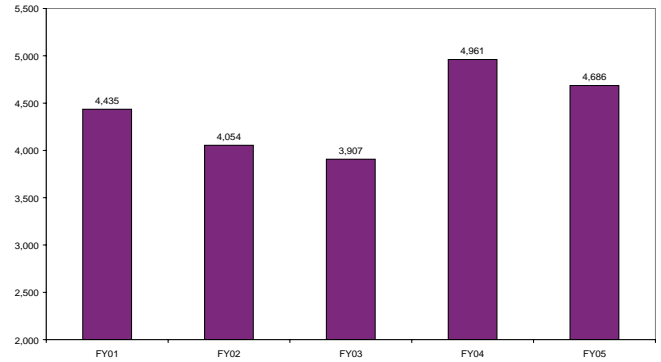
Mental Health Total



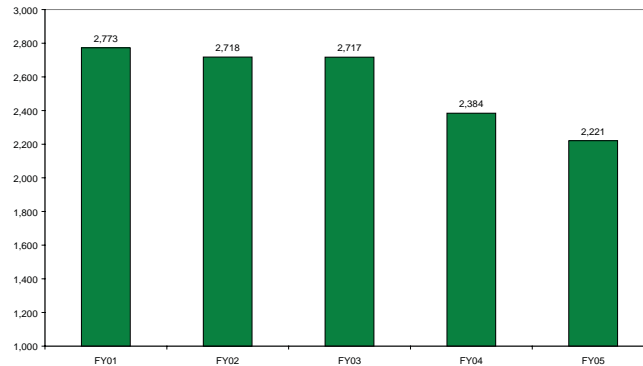
Juvenile Felony Level Delinquency



Juvenile Misd. Level Delinquency & Incurrigibility

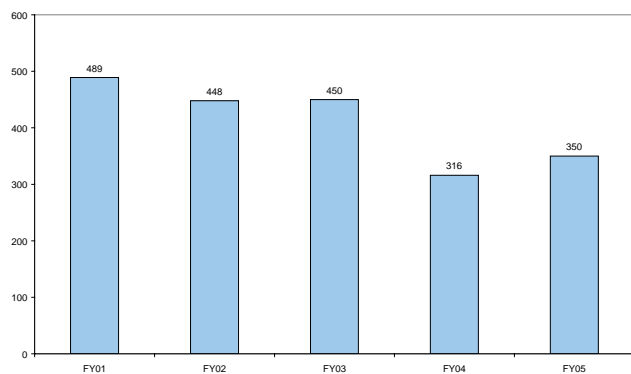


Juvenile Violation of Probation

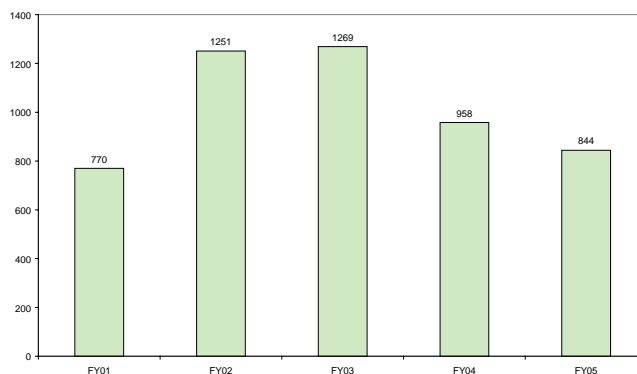


Case Assignments by Case Type

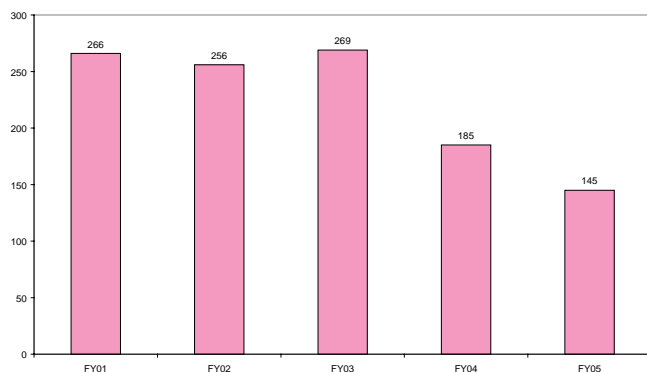
Appeals (includes Capital)



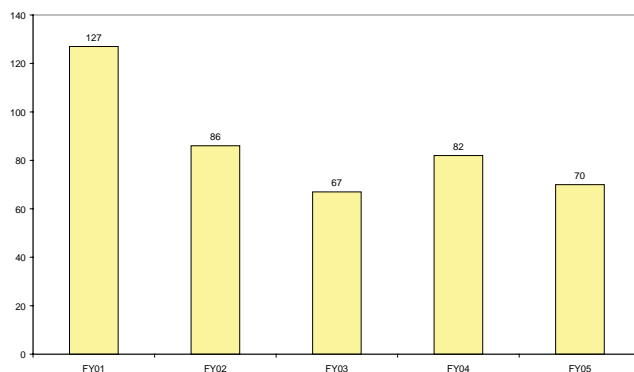
Plea PCR (Appeal PCR)



Trial PCR (PCR)



Juvenile Appeal





Case Resolutions History

History of Cases Resolved by Spangenburg Categories FY01-FY05 Cases Resolved ¹					
Case Type	FY01	FY02	FY03	FY04	FY05
Capital ²	Unknown*	Unknown*	2	1	3
All other Homicide	65	72	59	70	67
Class 2-3 Felony	4,686	4,735	4,865	4,579	4,404
DUI	1,887	2,091	2,086	2,097	1,860
Class 4-6 Felony	10,085	10,610	11,237	12,298	12,805
Violation of Probation	12,308	13,455	13,136	14,486	15,488
Misdemeanor	3,085	3,373	3,901	3,776	4,002
Trial Division Total	32,116	34,336	35,286	37,307	38,629
Juvenile Felony Level Delinquency	2,844	2,704	2,676	2,722	2,803
Juvenile Misd. Level & Incurrigibility	3,430	3,813	3,713	4,649	4,366
Juvenile Violation of Probation ³	2,680	2,620	2,617	2,318	2,145
Juvenile Division Total	8,954	9,137	9,006	9,689	9,314
Mental Health	1,663	1,753	2,158	2,161	2,023
Appeals (includes Capital)	419	420	422	405	295
Plea PCR	513	852	956	1,154	632
Trial PCR	109	153	126	148	111
Juvenile Appeals	146	91	60	65	71
Appeals Division Total	1,187	1,516	1,564	1,772	1,109
Total of All Above	43,920	46,742	48,014	50,929	51,075

¹ Calculated as total cases closed during the fiscal year, minus cases closed during the fiscal year that were not resolved by the office directly (i.e., subtracts cases in which no complaint is filed, private counsel is retained, conflict withdrawals, workload withdrawals, and transfers to another IR department).

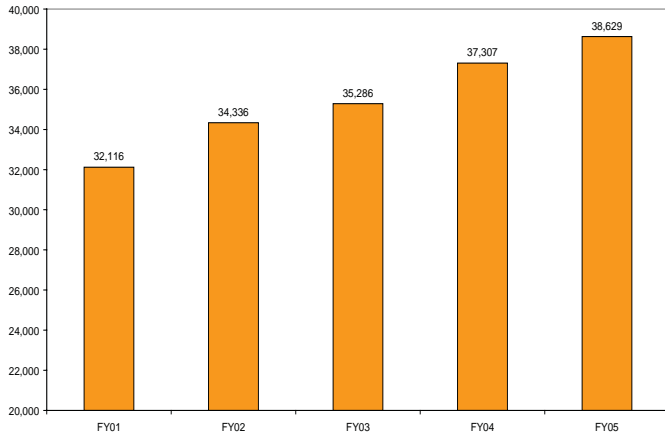
² Until FY03, capital cases were not tracked separately from other murder 1 cases.

³ Juvenile violation of probation information is not available for dispositions of conflict withdrawal or retention of private counsel for FY01. It is estimated, the missing data would result in approximately 83 cases (3% of total opened). That number has been used to "normalize" the data for comparative purposes.

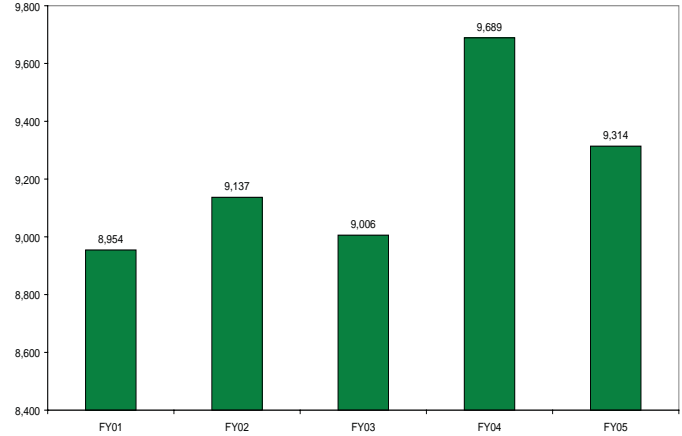
* Included in homicide.

Case Resolutions by Division

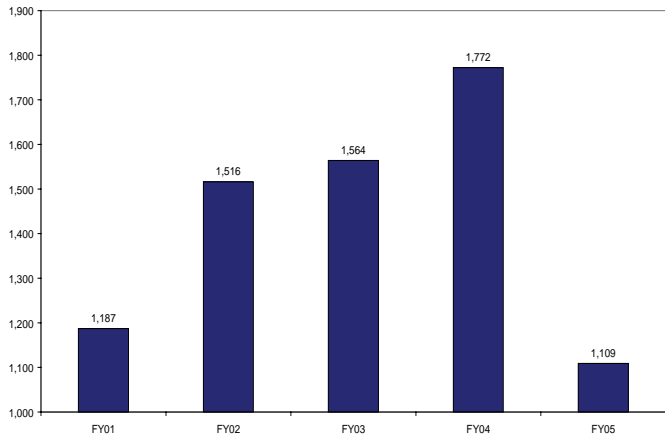
Trial Division Total



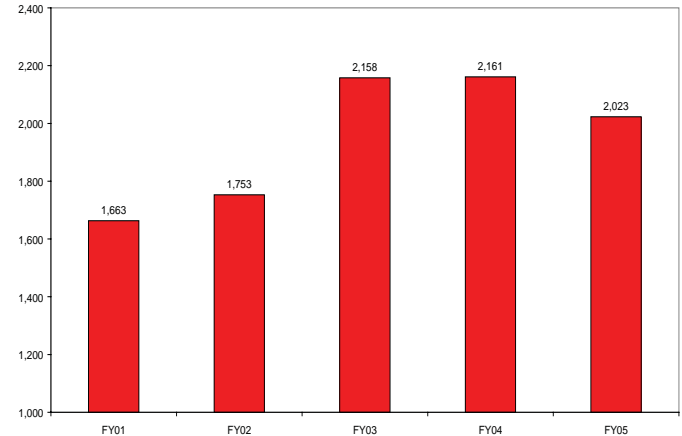
Juvenile Division Total



Appeals Division Total



Mental Health

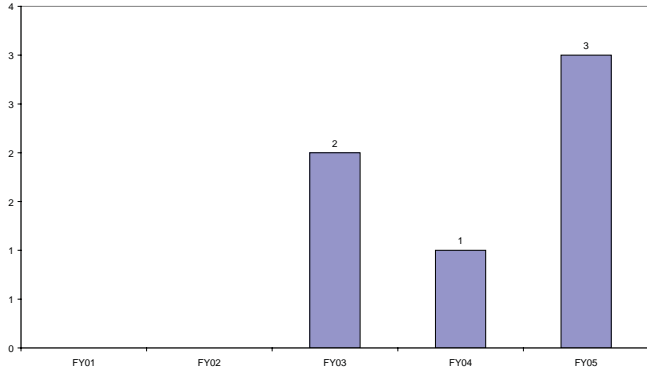




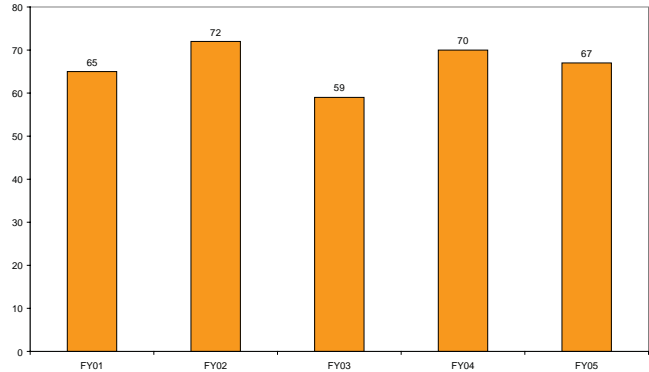
FY05 Annual Report

Case Resolutions by Case Type

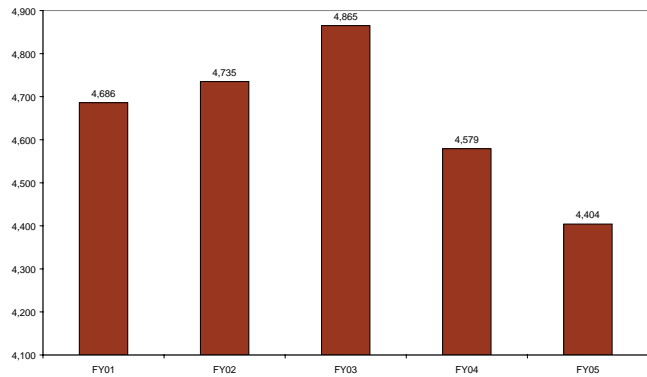
Capital



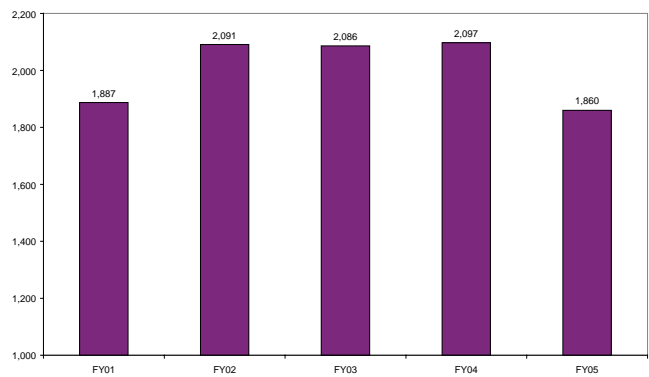
All Other Homicide



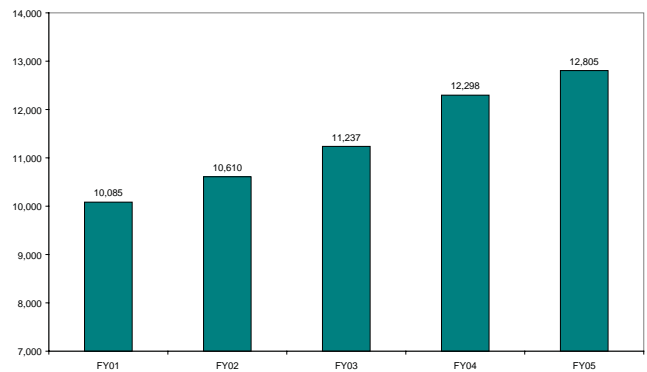
Class 2-3 Felony



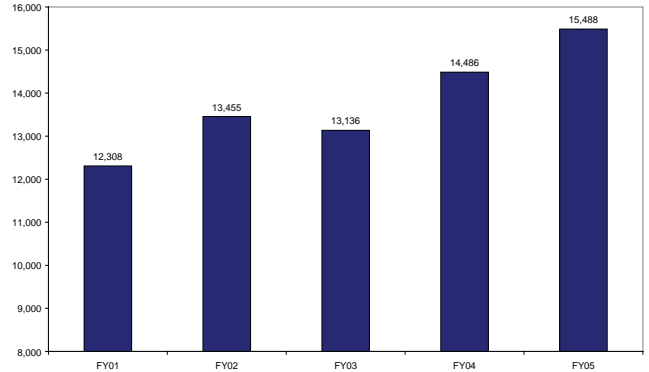
DUI



Class 4-6 Felony

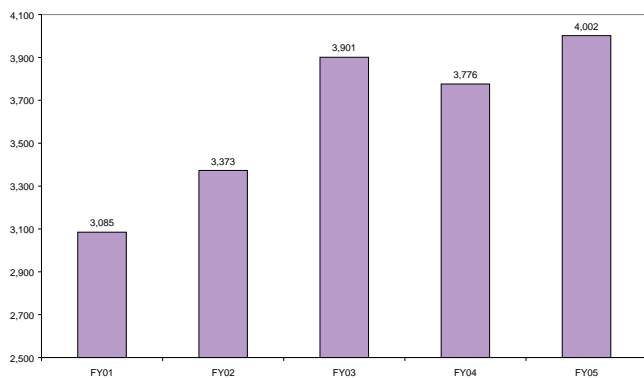


Violation of Probation

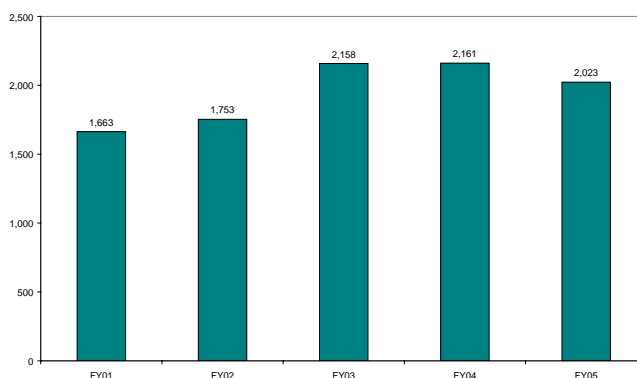


Case Resolutions by Case Type

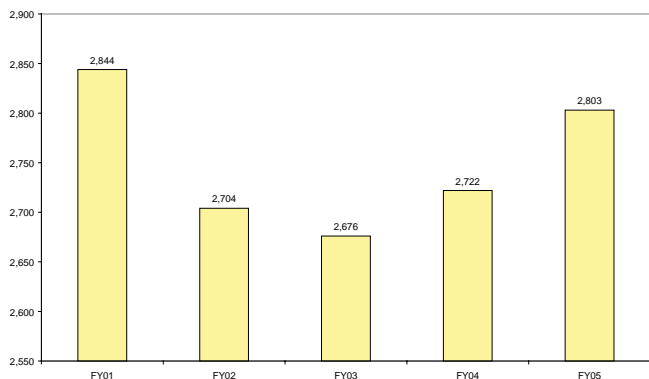
Misdemeanor



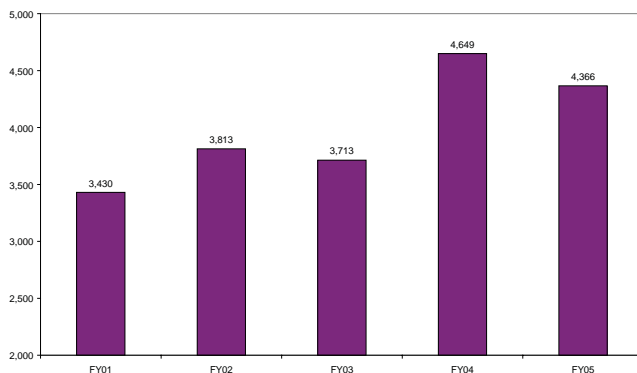
Mental Health



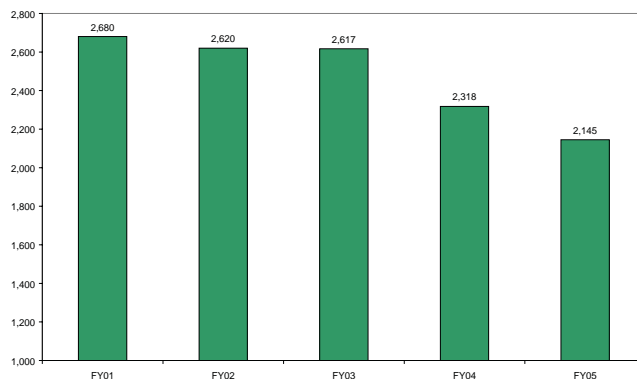
Juvenile Felony-Level Delinquency



Juvenile Misd. Level & Incurability



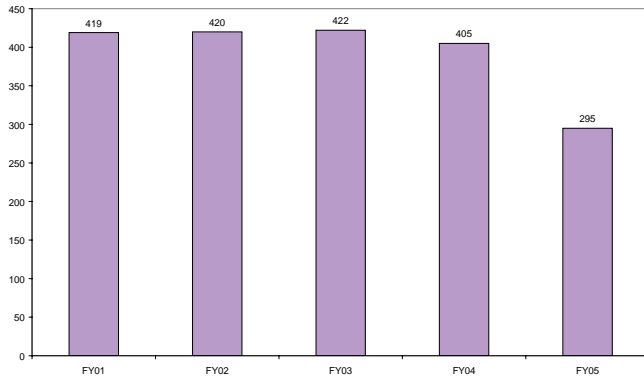
Juvenile Violation of Probation



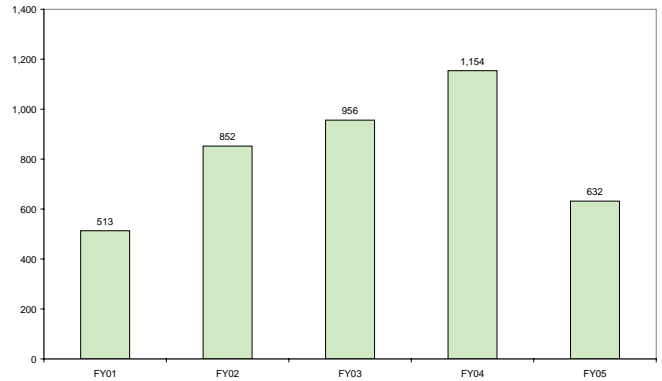


Case Resolutions by Case Type

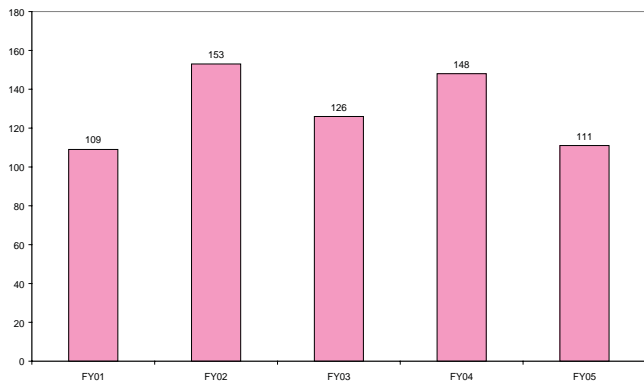
Appeals (includes Capital)



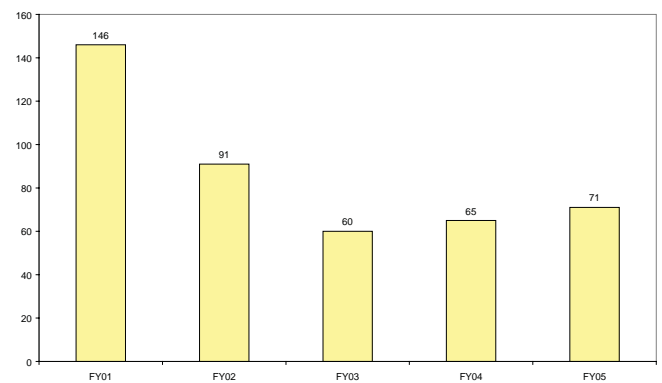
Plea PCR



Trial PCR



Juvenile Appeals



Administration	Appeals Division	Juvenile Division - Durango	Juvenile Division - Southeast
11 West Jefferson, Suite 5 Phoenix, AZ 85003 (602) 506-8200	45 West Jefferson Phoenix, AZ 85003 (602) 506-8220	3131 West Durango St. Phoenix, AZ 85009 (602) 506-4230	777 West Southern, Bldg. A Mesa, AZ 85210 (602) 506-2033
Mental Health Division	Trial Groups A,B,D,E and Vehicular	Trial Groups C and F	Capital
570 West Brown Rd. Mesa, AZ 85201 (480) 344-2013	11 West Jefferson 2nd -9th Floors Phoenix, AZ 85003 Group A (602) 506-8282 Group B (602) 506-2802 Group D (602) 506-3029 Group E (602) 506-3218 Vehicular (602) 506-5759	1750 South Mesa Dr., Suite 150 Mesa, AZ 85210 (602)506-2200	222 North Central, Suite 4100 Phoenix, AZ 85004 (602) 506-7669